




INSTITUTO MUNICIPAL DE PLANEACIÓN DE TEPIC, NAYARIT

Ramo o Dependencia / Función / Programa Presupuestario (Modalidad y Programa) / Actividad Institucional
NAYARIT
 Del 01/ene./2026 Al 31/mar./2026

Fecha y hora de Impresión | 19/may./2026
 12:01 p. m.

D.4.1 2/e

| Ramo o Dependencia/ Función/ Programa Presupuestario (Modalidad y Programa)/Actividad Institucional | Ampliaciones/ Aprobado/(Reducciones) | Presupuesto Vigente | Comprometido | Presupuesto Disponible para Comprometer | Devengado | Comprometido No Devengado | Presupuesto Sin Devengar | Ejercido | Pagado | Cuentas por Pagar Deuda |
|--|---|------------------------|--------------|--|-----------|------------------------------|-----------------------------|----------|--------|----------------------------|
|  Mtro. JOSE EMMANUEL LOPEZ RUELAS DIRECTOR DE ADMINISTRACIÓN | | | | | | | | | | |
|  ING. AMALUY BERUMEN FLORES DIRECTOR GENERAL | | | | | | | | | | |
| | | | |  C.P. JOSE MANUEL RODRIGUEZ RODRIGUEZ COORDINADOR DE CONTABILIDAD Y FINANZAS | | | | | | |



Usu: JMRR
Rep: rptEstadoPresupuestoEgresosUA_FN_Pg_PV

Ramo o Dependencia / Función / Programa Presupuestario (Modalidad y Programa) / Actividad Institucional
NAYARIT
Del 01/ene./2026 Al 31/mar./2026

Fecha y hora de Impresión | 19/may./2026 | 12:01 p. m.

29.1 1/2

| Programa Presupuestario / Función / Institucional | Ramo o Dependencia / Función / Institucional | Actividad | Aprobado (Reducciones) | Ampliaciones / | Presupuesto Vigente | Comprometido | Presupuesto Disponible para Comprometer | Devengado | Comprometido No Devengado | Presupuesto Sin Devengar | Ejercido | Pagado | Cuentas por Pagar / Deuda |
|---|--|-----------|------------------------|----------------|---------------------|----------------|---|----------------|---------------------------|--------------------------|----------------|----------------|---------------------------|
| 0 | Sin Ramo/Dependencia | | | | | | | | | | | | |
| | GOBIERNO | | \$1,751,867.41 | \$0.00 | \$1,751,867.41 | \$1,072,391.38 | \$6,674,276.03 | \$1,072,391.38 | \$0.00 | \$6,674,276.03 | \$1,072,391.38 | \$1,072,391.38 | \$0.00 |
| 1500 | ASUNTOS FINANCIEROS Y HACENDARIOS | | | | | | | | | | | | |
| 05 | HONESTIDAD, EFICIENCIA Y EFICACIA. | | \$2,864,945.13 | \$0.00 | \$2,864,945.13 | \$397,478.54 | \$2,467,466.59 | \$397,478.54 | \$0.00 | \$2,467,466.59 | \$397,478.54 | \$397,478.54 | \$0.00 |
| P05 | EFICIENCIA ADMINISTRATIVA | | \$2,864,945.13 | \$0.00 | \$2,864,945.13 | \$397,478.54 | \$2,467,466.59 | \$397,478.54 | \$0.00 | \$2,467,466.59 | \$397,478.54 | \$397,478.54 | \$0.00 |
| | ASUNTOS FINANCIEROS Y HACENDARIOS | | \$2,864,945.13 | \$0.00 | \$2,864,945.13 | \$397,478.54 | \$2,467,466.59 | \$397,478.54 | \$0.00 | \$2,467,466.59 | \$397,478.54 | \$397,478.54 | \$0.00 |
| 1800 | OTROS SERVICIOS GENERALES | | | | | | | | | | | | |
| 02 | CONTROL Y SEGUIMIENTO | | \$3,035,565.22 | \$0.00 | \$3,035,565.22 | \$413,319.32 | \$2,622,245.90 | \$413,319.32 | \$0.00 | \$2,622,245.90 | \$413,319.32 | \$413,319.32 | \$0.00 |
| P02 | PLANEACION DE INFRAESTRUCTURA Y DESE | | \$3,035,565.22 | \$0.00 | \$3,035,565.22 | \$413,319.32 | \$2,622,245.90 | \$413,319.32 | \$0.00 | \$2,622,245.90 | \$413,319.32 | \$413,319.32 | \$0.00 |
| 06 | GESTION DE RECURSOS Y BANCO DE | | \$1,851,157.06 | \$0.00 | \$1,851,157.06 | \$261,593.52 | \$1,589,563.54 | \$261,593.52 | \$0.00 | \$1,589,563.54 | \$261,593.52 | \$261,593.52 | \$0.00 |
| | OTROS SERVICIOS GENERALES | | \$4,886,722.28 | \$0.00 | \$4,886,722.28 | \$674,912.84 | \$4,211,809.44 | \$674,912.84 | \$0.00 | \$4,211,809.44 | \$674,912.84 | \$674,912.84 | \$0.00 |
| | DESARROLLO SOCIAL | | \$1,135,578.59 | \$0.00 | \$1,135,578.59 | \$1,435,827.63 | \$6,999,750.96 | \$1,435,827.63 | \$0.00 | \$6,999,750.96 | \$1,435,827.63 | \$1,435,827.63 | \$0.00 |
| 2200 | VIVIENDA Y SERVICIOS A LA COMUNIDAD | | | | | | | | | | | | |
| 01 | INNOVACION GUBERNAMENTAL: | | \$3,997,808.78 | \$0.00 | \$3,997,808.78 | \$547,203.37 | \$3,450,605.41 | \$547,203.37 | \$0.00 | \$3,450,605.41 | \$547,203.37 | \$547,203.37 | \$0.00 |
| P01 | MEJORA DE LOS SERVICIOS PUBLICOS CON | | \$3,997,808.78 | \$0.00 | \$3,997,808.78 | \$547,203.37 | \$3,450,605.41 | \$547,203.37 | \$0.00 | \$3,450,605.41 | \$547,203.37 | \$547,203.37 | \$0.00 |
| 03 | SUSTENTABILIDAD TERRITORIAL | | \$2,550,964.49 | \$0.00 | \$2,550,964.49 | \$336,270.20 | \$2,214,694.29 | \$336,270.20 | \$0.00 | \$2,214,694.29 | \$336,270.20 | \$336,270.20 | \$0.00 |
| P03 | PLANEACION DEL TERRITORIO, MOVILIDAD U | | \$2,550,964.49 | \$0.00 | \$2,550,964.49 | \$336,270.20 | \$2,214,694.29 | \$336,270.20 | \$0.00 | \$2,214,694.29 | \$336,270.20 | \$336,270.20 | \$0.00 |
| 04 | PARTICIPACION CIUDADANA | | \$3,586,805.32 | \$0.00 | \$3,586,805.32 | \$552,354.06 | \$3,034,451.26 | \$552,354.06 | \$0.00 | \$3,034,451.26 | \$552,354.06 | \$552,354.06 | \$0.00 |
| P04 | PARTICIPACION CIUDADANA PARA EL BIENE: | | \$3,586,805.32 | \$0.00 | \$3,586,805.32 | \$552,354.06 | \$3,034,451.26 | \$552,354.06 | \$0.00 | \$3,034,451.26 | \$552,354.06 | \$552,354.06 | \$0.00 |
| | VIVIENDA Y SERVICIOS A LA COMUNI | | \$10,135,578.59 | \$0.00 | \$10,135,578.59 | \$1,435,827.63 | \$8,699,750.96 | \$1,435,827.63 | \$0.00 | \$8,699,750.96 | \$1,435,827.63 | \$1,435,827.63 | \$0.00 |
| | Sin Ramo/Dependencia | | \$17,887,245.00 | \$0.00 | \$17,887,245.00 | \$2,508,219.01 | \$15,379,026.99 | \$2,508,219.01 | \$0.00 | \$15,379,026.99 | \$2,508,219.01 | \$2,508,219.01 | \$0.00 |
| | Total | | \$17,887,245.00 | \$0.00 | \$17,887,245.00 | \$2,508,219.01 | \$15,379,026.99 | \$2,508,219.01 | \$0.00 | \$15,379,026.99 | \$2,508,219.01 | \$2,508,219.01 | \$0.00 |